

Standard Features

- 1 Single station blow molding machine with a 90mm grooved extruder.
- 2 With 5, 6, 8, 10 and 12 head capability.
- 3 Closed loop proportional valves with on-board electronics for the mold, carriage and blow pin movements.
- 4 Low and high pressure hydraulic circuit.
- 5 Carriage and mold opening - closing movements on silent linear ball rails.
- 6 Processing HDPE, LDPE, PP, HMWPE, PVC, PC, PETG, etc. capability.
- 7 Multi-blow extrusion heads with quick colour change.
- 8 In machine automatic hydraulic deflashing and cooling station.
- 9 Machine fully controlled by microprocessor operating system and CANopen communication.
- 10 Colour screen on machine front.
- 11 Low power consumption.
- 12 Extruder DC motor drive with digital control.
- 13 Nitrided screw and barrel.
- 14 Servo valve and piston for 300 point parison thickness control.
- 15 Gripper for bottle take out inside machine.
- 16 Calibrated neck finish.

Jomar

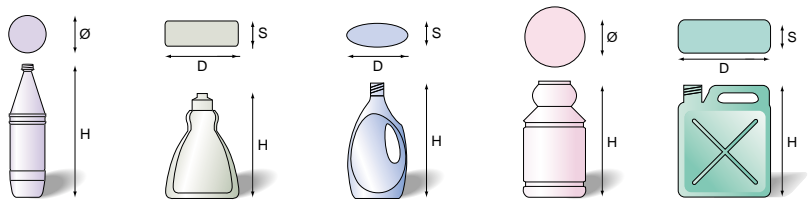
25 Multiblow






Extrusion
Blow Molding

model



Production Possibilities



	Centre distance in mm														
	H	Ø	Liters	H	D/S	Liters	H	D/S	Liters	H	Ø	Liters	H	D/S	Liters
5x  max 135	350	120	2	350	120/120	2	350	120/120	2	350	120	2	350	120/120	2
6x  max 112,5	350	98	1,5	350	98/98	1,5	350	98/98	1,5	350	98	1,5	350	98/98	1,5
8x  max 85	350	70	0,75	350	70/70	0,75	350	70/70	0,75	350	70	0,75	350	70/70	1
10x  max 65	350	50	0,4	350	50/50	0,4	-	-	-	350	50	0,4	-	-	-
12x  max 55	350	40	0,3	300	40/40	0,3	-	-	-	350	40	0,3	-	-	-

All sizes and volumes quoted are for reference only.

Options

- 1 Alarm system with photocell for bottle detection safety.
- 2 Internal or external Leak tester.
- 3 Parison length control with photocell.
- 4 Manual screen changer.
- 5 Independent Moog power pack.
- 6 Brushless or AC drive motor.
- 7 Mechanical unit for mold parts movement.
- 8 Intensive post cooling station.
- 9 Bottle neck recalibration station.
- 10 Ladder to reach the hopper.
- 11 Multi-layer co-extrusion heads.
- 12 Extruder and view stripe head.
- 13 Bottle and scrap conveyors.
- 14 Electric extruder lifting.
- 15 Xaloy screw.
- 16 Bimetallic barrel.
- 17 Interval blowing.


25 Multiblow

Extrusion
model Blow Molding

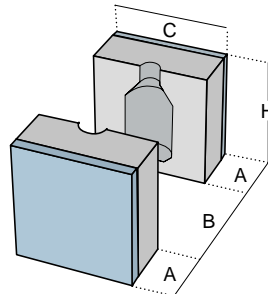
Machine Dimensions

A	Width	mm	4,500
B	Length	mm	5,600
H	Height	mm	3,900

Weight Kg ~16,000



Mold and Platen Dimensions



C	Width	mm	755
A	Mold Thickness	mm	130
H	Height	mm	450
B	Opening stroke	mm	200
	Carriage stroke	mm	725

General Specifications

EXTRUDER 90 mm

Screw length	L/D	25
Heating capacity	Kw	21.5
Barrel zone	N	4
DC motor drive	Kw	70
Screw Output	HDPE Kg/h	~220
	PP Kg/h	~190
Screw speed	rpm	0/100

ELECTRICAL POWER

Total	Kw	120
Average consumption*	Kw/h	100/110

HEADS ELECTRICAL POWER **

Monolayer	Min	Kw	25
	Max	Kw	30

HYDRAULIC UNIT

Dry cycle	Sec.	2.6
Clamping force	KN	240
Oil Tank capacity	lt.	300
Operating pressure	bar.	140
Drive	Kw	22

ENERGY CONSUMPTION

Air pressure	Bar	8
Air consumption	lt/min	2,000
Hydraulic cooling	KJ/h	55,000

Blow mold cooling for 5-6°C water Δt 3°C, pressure 4 bar (kgs/cm²)

KJ/Kg h	HDPE	630
	PP	680

* Depending on the production performed.

** Depending on type of heads used.

The technical data is not binding and may change without notice.

Jomar

JOMAR CORPORATION

115 E. Parkway Drive
Offshore Commercial Park
P.O. Box 1020
Pleasantville, NJ 08232

Phone: 1-609-646-8000
Fax: 1-609-645-9166
www.jomarcorp.com
jomarsales@worldnet.att.net

JOMAR ITALIA

Via Caduti di Cefalonia 5
40061 - Minerbio
(Bologna) ITALY

Tel.: 39-051-6606208
Fax: 39-051-6606118
www.jomarcorp.com
info@jomar.it

JOMAR EUROPE Ltd.

P.O. Box 16
Waterlooville
Hants, PO7 6JE, UK

Phone: 44-(0) 23-9226-9661
Fax: 44-(0) 23-9226-9671
www.jomarcorp.com
jomareurop@aol.com

JOMAR CHINA

50 Guoshoujin Road
Zhangjiang Hi-Tech Park
Pudong, Shanghai 201203
P.R. China

Phone: 86-21-3895-3220
Fax: 86-21-3895-3230
www.jomarcorp.com
jomar@inductotherm.com.cn